

Notes:

In the 2008 Statement of Vote, results are not summarized by county.

On pages 105 through 109—Election Day turnout statistics for the towns of Durham, Glastonbury, Middletown, Torrington and Waterbury—data is presented on two lines for each town, because each of these towns is divided across two congressional districts. The two line items per town can be summed to get the town total.

The town of Shelton is also divided across two congressional districts; the combined congressional district data is properly presented on one line for Shelton.

**NOVEMBER 4, 2008 STATE ELECTION
CONSTITUTIONAL QUESTIONS ON THE BALLOT**

Town	1. Shall there be a Constitutional Convention to amend or revise the Constitution of the State?		2. Shall the constitution of the state be amended to permit any person who will have attained the age of eighteen years on or before the day of a regular election to vote in the primary for such regular election?	
	YES VOTES	NO VOTES	YES VOTES	NO VOTES
Andover	612	1075	553	906
Ansonia	2919	3739	4095	2429
Ashford	706	1418	1357	750
Avon	3996	5650	6195	3489
Barkhamsted	854	1156	1233	712
Beacon Falls	1190	1581	1647	1063
Berlin	4131	5856	5929	3789
Bethany	1066	1850	1827	1170
Bethel	3595	4947	5474	3044
Bethlehem	978	1149	1263	810
Bloomfield	4055	5821	7036	2719
Bolton	1131	1733	1889	974
Bozrah	464	739	721	470
Branford	4907	8456	7783	5359
Bridgeport	14956	14158	18411	6957
Bridgewater	436	646	670	403
Bristol	10005	13936	15319	8325
Brookfield	3599	4434	5058	2959
Brooklyn	1228	1979	2038	1158
Burlington	1859	2829	2848	1789
Canaan	168	351	354	166
Canterbury	976	1456	1447	986
Canton	1207	3355	3519	1787
Chaplin	350	653	645	343
Cheshire	5404	8640	8439	5561
Chester	583	1335	1293	613
Clinton	1962	3785	3474	2185
Colchester	2726	4613	4749	2521
Colebrook	332	462	474	310
Columbia	968	1926	1772	1087
Cornwall	237	584	594	233
Coventry	2255	3923	4098	2055
Cromwell	1342	2156	2152	1322
Danbury	9582	13263	14354	8387
Darien	3398	6276	5039	4797
Deep River	760	1604	1453	876
Derby	1972	2539	2766	1711
Durham	1442	1339	2279	1400
East Granby	1081	1632	1727	940
East Haddam	1522	2924	2768	1618
East Hampton	2329	3907	3997	2189
East Hartford	7750	9576	11964	5148
East Haven	4197	6005	5571	4261

**NOVEMBER 4, 2008 STATE ELECTION
CONSTITUTIONAL QUESTIONS ON THE BALLOT**

Town	1. Shall there be a Constitutional Convention to amend or revise the Constitution of the State?		2. Shall the constitution of the state be amended to permit any person who will have attained the age of eighteen years on or before the day of a regular election to vote in the primary for such regular election?	
	YES VOTES	NO VOTES	YES VOTES	NO VOTES
East Lyme	3053	5838	5950	2853
East Windsor	2011	2718	3067	1576
Eastford	353	567	531	391
Easton	1556	2437	2497	1486
Ellington	3132	4286	4834	2602
Enfield	7601	10432	11758	6181
Essex	1193	2470	2324	1255
Fairfield	9942	16620	16990	9741
Farmington	5296	7882	8625	4453
Franklin	372	556	560	363
Glastonbury	6578	11864	11178	7326
Goshen	728	928	945	702
Granby	2341	3610	3797	2102
Greenwich	9754	14774	15670	9332
Griswold	1937	2641	2959	1606
Groton	5055	7965	8781	4305
Guilford	4219	8043	7645	4617
Haddam	1476	2771	2471	1712
Hamden	9540	14426	15271	8244
Hampton	286	678	570	395
Hartford	11111	12509	17067	6832
Hartland	560	560	666	414
Harwinton	1322	1674	1740	1211
Hebron	1730	3122	3096	1739
Kent	544	979	1003	523
Killingly	2276	3331	3512	2089
Killingworth	1278	2247	2182	1297
Lebanon	1342	2156	2152	1322
Ledyard	3436	3938	4330	2310
Lisbon	726	1185	1215	668
Litchfield	1973	2759	2852	1824
Lyme	467	944	935	460
Madison	5724	6444	6276	3909
Manchester	9719	13912	16315	7201
Mansfield	2223	7372	6781	2703
Marlborough	1295	2112	2240	1143
Meriden	9031	10452	12708	5466
Middlebury	1963	1987	2267	1605
Middlefield	862	1504	1424	906
Middletown	6606	12030	12686	5740
Milford	8392	14242	14758	8493
Monroe	4019	5651	5921	3616
Montville	3002	4131	4723	2345

**NOVEMBER 4, 2008 STATE ELECTION
CONSTITUTIONAL QUESTIONS ON THE BALLOT**

Town	1. Shall there be a Constitutional Convention to amend or revise the Constitution of the State?		2. Shall the constitution of the state be amended to permit any person who will have attained the age of eighteen years on or before the day of a regular election to vote in the primary for such regular election?	
	YES VOTES	NO VOTES	YES VOTES	NO VOTES
Morris	528	666	711	464
Naugatuck	5473	6057	6959	4387
New Britain	8538	9965	12034	5202
New Canaan	4276	5329	6284	3470
New Fairfield	2798	3590	3942	2466
New Hartford	1683	2222	2519	1366
New Haven	13659	21057	25016	8541
New London	3213	4845	5767	2299
New Milford	4664	7596	7796	4420
Newington	5531	8264	8786	5076
Newtown	5689	7954	8772	4830
Norfolk	172	543	281	312
North Branford	3189	3299	3400	3260
North Canaan	549	845	943	458
North Haven	5015	6997	6878	4870
North Stonington	978	1611	1662	921
Norwalk	10724	17702	17283	10570
Norwich	4892	7204	8228	3784
Old Lyme	1406	2950	2793	1519
Old Saybrook	2002	2429	3328	2014
Orange	2594	4274	3748	3085
Oxford	2698	3590	3527	2461
Plainfield	2140	3116	3116	2114
Plainville	3040	4359	4584	2691
Plymouth	2180	2877	3045	1917
Pomfret	713	1365	1263	832
Portland	1594	2901	2853	1566
Preston	888	1306	1381	799
Prospect	2330	2275	2628	1814
Putnam	1290	1823	1998	1123
Redding	1710	3241	3158	1800
Ridgefield	5236	7584	8422	4413
Rocky Hill	3643	5400	5641	3308
Roxbury	511	776	804	489
Salem	781	1264	1352	681
Salisbury	720	1260	1385	607
Scotland	303	575	466	400
Seymour	3111	4004	4364	2638
Sharon	497	801	938	466
Shelton	8087	10686	11270	7548
Sherman	707	1114	1094	746
Simsbury	5250	7855	8765	4298
Somers	1965	2584	2842	1687

**NOVEMBER 4, 2008 STATE ELECTION
CONSTITUTIONAL QUESTIONS ON THE BALLOT**

Town	1. Shall there be a Constitutional Convention to amend or revise the Constitution of the State?		2. Shall the constitution of the state be amended to permit any person who will have attained the age of eighteen years on or before the day of a regular election to vote in the primary for such regular election?	
	YES VOTES	NO VOTES	YES VOTES	NO VOTES
South Windsor	5234	8164	8895	4508
Southbury	4747	5878	6475	4042
Southington	8587	12340	13131	7736
Sprague	534	781	820	486
Stafford	2053	3266	3305	1939
Stamford	16249	31775	25679	23048
Sterling	550	756	818	495
Stonington	3657	5645	6205	3100
Stratford	9575	12386	14280	7590
Suffield	2635	3978	4055	2523
Thomaston	1653	1935	2166	1356
Thompson	1505	2349	2473	1420
Tolland	2998	4914	5148	2741
Torrington	6169	7736	7522	5624
Trumbull	7660	9817	10663	6622
Union	135	351	274	211
Vernon	5230	7620	8677	4164
Voluntown	453	716	713	457
Wallingford	8693	11565	12418	7033
Warren	299	484	472	305
Washington	692	1156	1172	674
Waterbury	16066	13213	17386	9371
Waterford	3489	5915	6186	3147
Watertown	5081	5507	5805	4581
West Hartford	9885	20150	19487	10064
West Haven	7511	9866	10412	6419
Westbrook	1210	2110	2126	1172
Weston	1563	3610	3499	1740
Westport	4692	8428	8789	4947
Wethersfield	5414	7745	8069	4866
Willington	971	1785	1804	955
Wilton	3649	5543	5933	3323
Winchester	1857	2753	2643	1928
Windham	2947	4830	5024	2435
Windsor	6210	8143	9879	4262
Windsor Locks	2368	3072	3495	1859
Wolcott	4012	3870	4514	3169
Woodbridge	1630	3326	3020	1903
Woodbury	2493	3108	3148	2065
Woodstock	1327	2574	2339	1575
TOTAL.....	579904	847518	900491	508396

11/04/2008-General

Election Day Registration, Turnout and Absentee Ballot Statistics

Congressional District	*Names on Official Check List (Active)	*Number Checked as Having Voted	Percentage Checked as Having Voted	Number of *Absentee Ballots Received from Town Clerk	Number of *Absentee Ballots Rejected	Number of *Absentee Ballots Voted
CD 1	418,246	331,953	79.37%	45,154	482	44,672
CD 2	441,707	348,017	78.79%	32,785	607	32,178
CD 3	438,387	338,200	77.15%	30,070	415	29,655
CD 4	389,789	306,246	78.57%	34,076	742	33,334
CD 5	416,860	320,429	76.87%	32,539	827	31,712
Grand Total:	2,104,989	1,644,845	78.14%	174,624	3,073	171,551

* Includes Presidential Ballot and Overseas Ballot votes

Election Day Registration, Turnout and Absentee Ballot Statistics

Town	*Names on Official Check List (Active)	*Number Checked as Having Voted	Percentage Checked as Having Voted	Number of *Absentee Ballots Received from Town Clerk	Number of *Absentee Ballots Rejected	Number of *Absentee Ballots Voted
Andover	2,231	1,733	77.68%	123	0	123
Ansonia	10,054	7,568	75.27%	617	2	615
Ashford	2,885	2,301	79.76%	151	0	151
Avon	12,224	10,768	88.09%	1,558	32	1,526
Barkhamsted	2,648	2,248	84.89%	177	0	177
Beacon Falls	3,774	3,138	83.15%	197	1	196
Berlin	13,326	11,262	84.51%	936	11	925
Bethany	3,950	3,357	84.99%	326	10	316
Bethel	11,455	9,531	83.20%	901	37	864
Bethlehem	2,822	2,304	81.64%	239	11	228
Bloomfield	15,048	12,364	82.16%	1,608	9	1,599
Bolton	3,608	3,070	85.09%	262	4	258
Bozrah	1,748	1,392	79.63%	87	10	77
Branford	19,384	15,028	77.53%	1,614	50	1,564
Bridgeport	69,943	41,244	58.97%	2,440	110	2,330
Bridgewater	1,384	1,199	86.63%	123	7	116
Bristol	34,720	28,214	81.26%	2,124	31	2,093
Brookfield	10,553	9,260	87.75%	891	10	881
Brooklyn	4,827	3,674	76.11%	331	13	318
Burlington	6,152	5,160	83.88%	437	10	427
Canaan	773	635	82.15%	103	1	102
Canterbury	3,444	2,720	78.98%	198	8	190
Canton	7,022	5,923	84.35%	601	8	593
Chaplin	1,375	1,116	81.16%	55	2	53
Cheshire	18,475	13,849	74.96%	1,645	44	1,601
Chester	2,652	2,262	85.29%	265	7	258
Clinton	9,370	7,288	77.78%	653	12	641
Colchester	9,904	8,117	81.96%	700	19	681
Colebrook	1,131	906	80.11%	81	1	80
Columbia	3,646	3,223	88.40%	270	6	264
Cornwall	1,091	969	88.82%	162	0	162
Coventry	8,137	6,686	82.17%	476	0	476
Cromwell	9,417	7,582	80.51%	808	24	784
Danbury	34,577	27,009	78.11%	2,670	81	2,589
Darien	12,633	11,039	87.38%	1,497	25	1,472
Deep River	3,251	2,693	82.84%	233	6	227
Derby	6,934	5,365	77.37%	458	5	453
Durham	3,645	3,055	83.81%	368	10	358
Durham	1,386	1,139	82.18%	114	0	114
East Granby	3,465	2,986	86.18%	220	1	219
East Haddam	5,765	4,942	85.72%	408	17	391

Election Day Registration, Turnout and Absentee Ballot Statistics

Town	*Names on Official Check List (Active)	*Number Checked as Having Voted	Percentage Checked as Having Voted	Number of *Absentee Ballots Received from Town Clerk	Number of *Absentee Ballots Rejected	Number of *Absentee Ballots Voted
East Hampton	8,518	6,898	80.98%	514	38	476
East Hartford	27,454	20,357	74.15%	1,711	70	1,641
East Haven	16,102	12,488	77.56%	961	5	956
East Lyme	11,901	8,721	73.28%	1,246	42	1,204
East Windsor	7,584	4,966	65.48%	481	7	474
Eastford	1,152	982	85.24%	82	0	82
Easton	5,389	4,511	83.71%	448	4	444
Ellington	9,515	7,739	81.33%	575	11	564
Enfield	26,801	19,593	73.11%	1,585	18	1,567
Essex	4,692	4,140	88.24%	508	5	503
Fairfield	37,226	31,745	85.28%	3,344	55	3,289
Farmington	17,296	14,073	81.37%	1,643	38	1,605
Franklin	1,285	1,070	83.27%	78	0	78
Glastonbury	15,290	13,030	85.22%	1,390	3	1,387
Glastonbury	7,973	6,815	85.48%	684	0	684
Goshen	2,146	1,800	83.88%	173	2	171
Granby	7,343	6,450	87.84%	591	10	581
Greenwich	35,645	30,374	85.21%	4,371	53	4,318
Griswold	6,878	5,074	73.77%	353	2	351
Groton	20,481	15,028	73.38%	1,857	65	1,792
Guilford	15,903	13,367	84.05%	1,705	12	1,693
Haddam	5,821	4,769	81.93%	398	0	398
Hamden	35,202	28,423	80.74%	2,657	16	2,641
Hampton	1,278	1,106	86.54%	80	0	80
Hartford	50,796	35,351	69.59%	3,346	40	3,306
Hartland	1,582	1,263	79.84%	109	1	108
Harwinton	3,987	3,346	83.92%	234	4	230
Hebron	6,390	5,301	82.96%	405	5	400
Kent	2,044	1,789	87.52%	282	6	276
Killingly	9,313	6,634	71.23%	569	15	554
Killingworth	4,632	3,914	84.50%	367	6	361
Lebanon	4,765	3,892	81.68%	273	6	267
Ledyard	9,287	7,775	83.72%	834	6	828
Lisbon	2,702	2,248	83.20%	175	11	164
Litchfield	6,352	5,072	79.85%	641	20	621
Lyme	1,841	1,585	86.09%	223	6	217
Madison	13,566	10,963	80.81%	1,613	6	1,607
Manchester	32,953	24,676	74.88%	2,535	15	2,520
Mansfield	13,050	10,392	79.63%	798	11	787
Marlborough	4,364	3,658	83.82%	298	3	295
Meriden	33,726	23,750	70.42%	2,020	8	2,012

Election Day Registration, Turnout and Absentee Ballot Statistics

Town	*Names on Official Check List (Active)	*Number Checked as Having Voted	Percentage Checked as Having Voted	Number of *Absentee Ballots Received from Town Clerk	Number of *Absentee Ballots Rejected	Number of *Absentee Ballots Voted
Middlebury	5,130	4,526	88.23%	511	14	497
Middlefield	3,167	2,647	83.58%	226	19	207
Middletown	5,247	4,444	84.70%	373	5	368
Middletown	20,299	17,121	84.34%	1,803	38	1,765
Milford	33,661	27,387	81.36%	2,194	34	2,160
Monroe	13,192	11,150	84.52%	1,026	14	1,012
Montville	9,992	8,147	81.54%	672	4	668
Morris	1,688	1,392	82.46%	146	0	146
Naugatuck	17,980	13,435	74.72%	1,070	27	1,043
New Britain	33,829	22,778	67.33%	1,807	37	1,770
New Canaan	12,827	11,176	87.13%	1,702	35	1,667
New Fairfield	9,396	6,930	73.75%	684	19	665
New Hartford	4,521	4,285	94.78%	371	7	364
New Haven	65,809	43,435	66.00%	4,328	18	4,310
New London	12,111	9,059	74.80%	857	14	843
New Milford	17,973	13,811	76.84%	1,285	25	1,260
Newington	19,181	14,500	75.60%	1,397	30	1,367
Newtown	17,169	15,275	88.97%	1,650	46	1,604
Norfolk	1,176	887	75.43%	145	2	143
North Branford	9,134	7,508	82.20%	627	7	620
North Canaan	1,982	1,543	77.85%	240	0	240
North Haven	16,327	13,535	82.90%	1,069	41	1,028
North Stonington	3,687	2,967	80.47%	251	6	245
Norwalk	50,022	37,549	75.06%	3,541	86	3,455
Norwich	20,248	14,022	69.25%	1,327	0	1,327
Old Lyme	6,077	4,840	79.64%	614	10	604
Old Saybrook	7,543	6,306	83.60%	841	1	840
Orange	10,291	8,432	81.94%	918	15	903
Oxford	8,403	6,889	81.98%	519	2	517
Plainfield	9,152	6,095	66.60%	317	0	317
Plainville	10,536	8,163	77.48%	555	11	544
Plymouth	7,772	5,670	72.95%	383	16	367
Pomfret	2,682	2,245	83.71%	209	1	208
Portland	6,298	5,170	82.09%	455	11	444
Preston	3,717	2,735	73.58%	146	1	145
Prospect	6,129	5,222	85.20%	405	3	402
Putnam	5,258	3,752	71.36%	393	7	386
Redding	6,807	5,628	82.68%	803	7	796
Ridgefield	16,718	14,448	86.42%	2,184	51	2,133
Rocky Hill	11,830	10,147	85.77%	977	19	958
Roxbury	1,761	1,520	86.31%	229	3	226

Election Day Registration, Turnout and Absentee Ballot Statistics

Town	*Names on Official Check List (Active)	*Number Checked as Having Voted	Percentage Checked as Having Voted	Number of *Absentee Ballots Received from Town Clerk	Number of *Absentee Ballots Rejected	Number of *Absentee Ballots Voted
Salem	2,749	2,250	81.85%	189	3	186
Salisbury	2,967	2,364	79.68%	476	10	466
Scotland	1,159	934	80.59%	54	1	53
Seymour	10,314	7,869	76.29%	607	4	603
Sharon	1,919	1,567	81.66%	228	11	217
Shelton	25,375	20,484	80.73%	1,938	18	1,920
Sherman	2,683	2,181	81.29%	300	4	296
Simsbury	16,591	14,662	88.37%	1,870	90	1,780
Somers	6,243	4,644	74.39%	472	11	461
South Windsor	16,490	14,224	86.26%	1,298	0	1,298
Southbury	14,585	10,468	71.77%	1,359	29	1,330
Southington	28,548	22,669	79.41%	15,863	30	15,833
Sprague	1,778	1,492	83.91%	116	5	111
Stafford	7,992	6,227	77.92%	515	17	498
Stamford	59,390	48,493	81.65%	5,026	157	4,869
Sterling	2,037	1,523	74.77%	107	8	99
Stonington	12,873	10,839	84.20%	1,316	15	1,301
Stratford	32,156	24,497	76.18%	1,750	1	1,749
Suffield	8,630	7,507	86.99%	676	14	662
Thomaston	4,936	4,069	82.44%	336	14	322
Thompson	5,515	4,508	81.74%	335	3	332
Tolland	10,030	8,514	84.89%	660	7	653
Torrington	9,602	8,086	84.21%	788	14	774
Torrington	10,257	8,132	79.28%	909	32	877
Trumbull	24,806	19,874	80.12%	2,086	35	2,051
Union	610	536	87.87%	37	0	37
Vernon	16,591	14,048	84.67%	1,492	32	1,460
Voluntown	1,616	1,279	79.15%	91	7	84
Wallingford	26,398	22,548	85.42%	1,812	40	1,772
Warren	985	846	85.89%	96	2	94
Washington	2,378	2,226	93.61%	355	6	349
Waterbury	10,172	6,602	64.90%	512	17	495
Waterbury	46,596	29,514	63.34%	2,550	97	2,453
Waterford	13,339	10,892	81.66%	1,221	30	1,191
Watertown	14,664	11,503	78.44%	884	21	863
West Hartford	40,509	34,157	84.32%	3,911	87	3,824
West Haven	32,036	22,123	69.06%	1,328	3	1,325
Westbrook	4,523	3,771	83.37%	375	8	367
Weston	6,385	5,800	90.84%	926	26	900
Westport	18,405	15,838	86.05%	2,599	60	2,539
Wethersfield	17,852	14,847	83.17%	1,267	32	1,235

Election Day Registration, Turnout and Absentee Ballot Statistics

Town	*Names on Official Check List (Active)	*Number Checked as Having Voted	Percentage Checked as Having Voted	Number of *Absentee Ballots Received from Town Clerk	Number of *Absentee Ballots Rejected	Number of *Absentee Ballots Voted
Willington	3,763	3,124	83.02%	229	5	224
Wilton	11,998	10,488	87.41%	1,564	22	1,542
Winchester	7,136	5,086	71.27%	442	11	431
Windham	13,906	8,818	63.41%	711	17	694
Windsor	20,320	16,517	81.28%	1,465	6	1,459
Windsor Locks	7,955	6,166	77.51%	430	7	423
Wolcott	10,920	8,499	77.83%	601	8	593
Woodbridge	6,450	5,482	84.99%	834	29	805
Woodbury	6,888	5,466	79.36%	617	11	606
Woodstock	5,193	4,374	84.23%	467	10	457
Statewide	2,104,989	1,644,845	78.14%	174,624	3,073	171,551

* Includes Presidential Ballot and Overseas Ballot votes

STATE OF CONNECTICUT

OFFICE OF THE SECRETARY OF THE STATE

We, the undersigned, having canvassed the Returns of the Presiding Officers of the Electors' Meetings in the several towns of this State, hereby declare the following named persons to be chosen and appointed ELECTORS OF PRESIDENT AND VICE PRESIDENT OF THE UNITED STATES:

Shirley W. Steinmetz

Nicholas Paindiris

Andrea Jackson Brooks


Jim Ezzes

Lorraine McQueen


Deborah McFadden

Ken Delacruz


Dated in Hartford, Connecticut
This twenty-sixth day of November
Two Thousand Eight



Susan Bysiewicz
Secretary of the State



Howard G. Rifkin
Deputy Treasurer



Nancy Wyman
Comptroller


STATE OF CONNECTICUT

OFFICE OF THE SECRETARY OF THE STATE


We, the undersigned, having canvassed the Returns of the Presiding Officers of the Electors' Meetings in the towns comprising the several Congressional Districts of this State, hereby declare the following named persons elected REPRESENTATIVES in the ONE HUNDRED ELEVENTH CONGRESS of the United States for the term of two years from 12:00 noon on the 3rd day of January, Two Thousand Nine:

<u>Congressional District</u>	Name
1	John B. Larson
2	Joe Courtney
3	Rosa L. DeLauro
4	Jim Himes
5	Chris Murphy


Dated in Hartford, Connecticut
this twenty-sixth day of November
Two Thousand Eight



Susan Bysiewicz
Secretary of the State



Howard G. Rifkin
Deputy Treasurer




Nancy Wyman
Comptroller

STATE OF CONNECTICUT
OFFICE OF THE SECRETARY OF THE STATE


We, the undersigned, having canvassed the Returns of the Presiding Officers of the Electors' Meetings in the towns comprising the different Senatorial Districts of this State, hereby declare the following named persons elected STATE SENATORS for the term of two years from the Wednesday following the first Monday of January, Two Thousand Nine:

<u>Senatorial District</u>	<u>NAME</u>	<u>Senatorial District</u>	<u>NAME</u>
1	John W. Fonfara	19	Edith G. Prague
2	Eric D. Coleman	20	Andrea L. Stillman
3	Gary D. LeBeau	21	Dan Debicella
4	Mary Ann Handley	22	Anthony J. Musto
5	Jonathan A. Harris	23	Edwin A. Gomes
6	Donald J. DeFronzo	24	Michael A. McLachlan
7	John A. Kissel	25	Bob Duff
8	Kevin D. Witkos	26	Toni Boucher
9	Paul R. Doyle	27	Andrew J. McDonald
10	Toni N. Harp	28	John McKinney
11	Martin M. Looney	29	Donald E. Williams
12	Edward Meyer	30	Andrew Roraback
13	Thomas P. Gaffey	31	Thomas A. Colapietro
14	Gayle Slossberg	32	Robert J. Kane
15	Joan V. Hartley	33	Eileen M. Daily
16	Sam S.F. Caligiuri	34	Leonard A. Fasano
17	Joe Crisco	35	Tony Guglielmo
18	Andrew M. Maynard	36	L. Scott Frantz


Dated in Hartford, Connecticut
this twenty-sixth day of November
Two Thousand Eight



Susan Bysiewicz
Secretary of the State



Howard G. Rifkin
Deputy Treasurer



Nancy Wyman
Comptroller

STATE OF CONNECTICUT
OFFICE OF THE SECRETARY OF THE STATE


We, the undersigned, having canvassed the Returns of the Presiding Officers of the Electors' Meetings in the towns comprising the different Assembly Districts of this State, hereby declare the following named persons elected STATE REPRESENTATIVES for the term of two years from the Wednesday following the first Monday of January, Two Thousand Nine:

<u>Assembly District</u>	<u>NAME</u>	<u>Assembly District</u>	<u>NAME</u>
1	Kenneth P. Green	28	Russell A. Morin
2	Jason W. Bartlett	29	Antonio "Tony" Guerrero
3	Minnie Gonzalez	30	Joe Aresimowicz
4	Kelvin Roldan	31	Thomas J. Kehoe
5	Marie Lopez Kirkley-Bey	32	Jim O'Rourke
6	Hector Luis Robles	33	Joseph C. Serra
7	Douglas McCrory	34	Gail K. Hamm
8	Joan A. Lewis	35	Brian J. O'Connor
9	Jason Rojas	36	James Field Spallone
10	Henry J. Genga	37	Ed Jutila
11	Timothy D. Larson	38	Elizabeth B. Ritter
12	Ryan P. Barry	39	Ernest Hewett
13	John W. Thompson	40	Edward E. Moukawsher
14	Bill Aman	41	Elissa T. Wright
15	Faith McMahon	42	Tom Reynolds
16	Linda Schofield	43	Diana S. Urban
17	Timothy LeGeyt	44	Mae Flexer
18	Andrew M. Fleischmann	45	Steven Mikutel
19	Beth Bye	46	Melissa Olson
20	David D. McCluskey	47	Christopher D. Coutu
21	Demetrios Giannaros	48	Linda A. Orange
22	Elizabeth "Betty" Boukus	49	Susan Johnson
23	Marilyn Giuliano	50	Mike Alberts
24	Tim O'Brien	51	Shawn T. Johnston
25	John C. Geragosian	52	Penny Bacchiochi
26	Peter A. Tercyak	53	Bryan Hurlburt
27	Sandy Nafis	54	Denise W. Merrill


<u>Assembly District</u>	<u>NAME</u>	<u>Assembly District</u>	<u>NAME</u>
55	Pamela Z. Sawyer	89	Vickie O. Nardello
56	Claire L. Janowski	90	Mary G. Fritz
57	Ted Graziani	91	Peter F. Villano
58	Kathy Tallarita	92	Patricia A. Dillon
59	Karen Jarmoc	93	Toni Edmonds-Walker
60	Peggy Sayers	94	Gary A. Winfield
61	Matthew J.Conway, Jr.	95	Juan Candelaria
62	Annie Hornish	96	Cameron Staples
63	John B. Rigby	97	Robert Megna
64	Roberta B. Willis	98	Patricia M. Widlitz
65	Michelle Cook	99	Mike Lawlor
66	Craig A. Miner	100	Matthew Lesser
67	Clark J. Chapin	101	Deborah Heinrich
68	Sean Williams	102	Lonnie Reed
69	Arthur J. O'Neill	103	Elizabeth Esty
70	Kevin M. DelGobbo	104	Linda M. Gentile
71	Anthony J. D'Amelio	105	Theresa W. Conroy
72	Larry B. Butler	106	Christopher Brennan Lyddy
73	Jeffrey Berger	107	David A. Scribner
74	Selim G. Noujaim	108	Mary Ann Carson
75	David Aldarondo	109	Joseph Taborsak
76	John Piscopo	110	Bob Godfrey
77	Christopher A. Wright	111	John H. Frey
78	William A. Hamzy	112	Debralee Hovey
79	Frank N. Nicastro, Sr.	113	Jason D. Perillo
80	Corky Mazurek	114	Themis Klarides
81	Bruce "Zeke" Zalaski	115	Stephen D. Dargan
82	Emil "Buddy" Altobello	116	Louis P. Esposito, Jr.
83	Catherine F. Abercrombie	117	Paul Davis
84	Christopher G. Donovan	118	Barbara L. Lambert
85	Mary M. Mushinsky	119	Richard F. Roy
86	Vincent J. Candelora	120	John A. Harkins
87	Steve Fontana	121	Terry Backer
88	Brendan Sharkey	122	Lawrence G. Miller

<u>Assembly District</u>	<u>NAME</u>	<u>Assembly District</u>	<u>NAME</u>
123	T. R. Rowe	138	Janice R. Giegler
124	Charles "Don" Clemons, Jr.	139	Kevin Ryan
125	John W. Hetherington	140	Bruce V. Morris
126	Christopher L. Caruso	141	Terrie E. Wood
127	John F. Hennessy	142	Lawrence F. Cafero
128	Andres Ayala, Jr.	143	Peggy Reeves
129	Auden C. Grogins	144	James A. Shapiro
130	Ezequiel Santiago	145	Patricia Billie Miller
131	David K. Labriola	146	Gerald M. Fox, III
132	Thomas J. Drew	147	William M. Tong
133	Kim Fawcett	148	Carlo Leone
134	Tony Hwang	149	Livvy R. Floren
135	John Stripp	150	Lile R. Gibbons
136	Joseph Mioli	151	Fred Camillo
137	Chris Perone		


Dated in Hartford, Connecticut
 this twenty-sixth day of November
 Two Thousand Eight



 Susan Bysiewicz
 Secretary of the State



 Howard G. Rifkin
 Deputy Treasurer



 Nancy Wyman
 Comptroller

STATE OF CONNECTICUT
OFFICE OF THE SECRETARY OF THE STATE


We, the undersigned, having canvassed the Returns of the Presiding Officers of the Electors' Meetings in the several towns of this State hereby declare that a majority of the electors present and voting on the following STATE QUESTION pursuant to Article Thirteenth of the Constitution of the State of Connecticut, disapproved the same:

1. Shall there be a Constitutional Convention to amend or revise the Constitution of the State?


We, the undersigned, having canvassed the Returns of the Presiding Officers of the Electors' Meetings in the several towns of this State, hereby declare that a majority of the electors present and voting on the following purposed AMENDMENT TO THE CONSTITUTION OF THE STATE OF CONNECTICUT approved the same; and that such proposed amendment is therefore valid to all intents and purposes as a part of the CONSTITUTION OF THE STATE OF CONNECTICUT, in accordance with Article Sixth of the Amendments thereto:

2. Shall the constitution of the state be amended to permit any person who will have attained the age of eighteen years on or before the day of a regular election to vote in the primary for such regular election?


Dated in Hartford, Connecticut
this twenty-sixth day of November
Two Thousand Eight



Susan Bysiewicz
Secretary of the State



Howard G. Rifkin
Deputy Treasurer



Nancy Wyman
Comptroller